
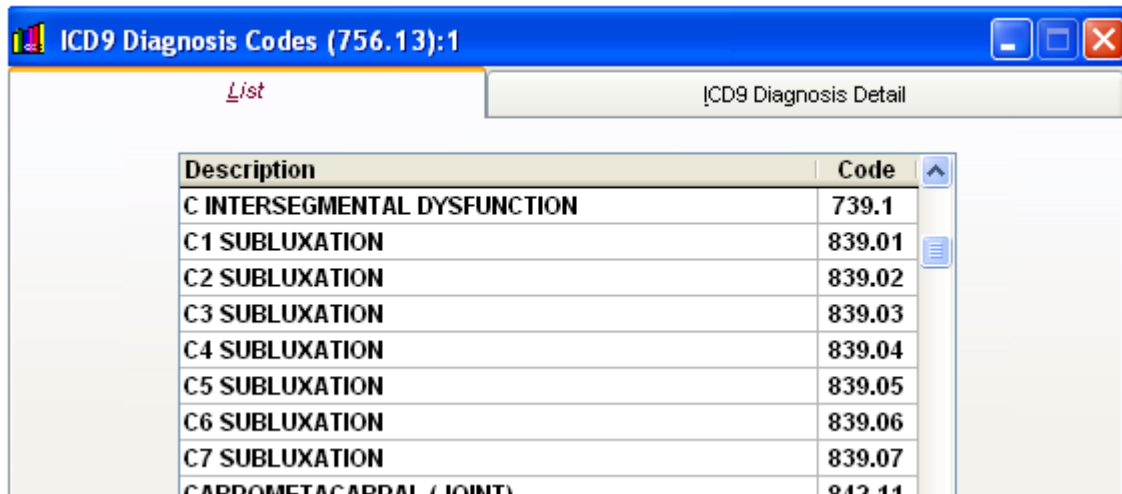


Diagnosis Codes

Here is the list of the International Class of Diagnoses (ICD-9) codes that can be used to describe ailments a patient is experiencing. ICD-9 codes are used to describe any disease or condition that a patient is experiencing.

Adding a New Diagnosis - To add a new Diagnosis, open up the Diagnosis screen under Lists.

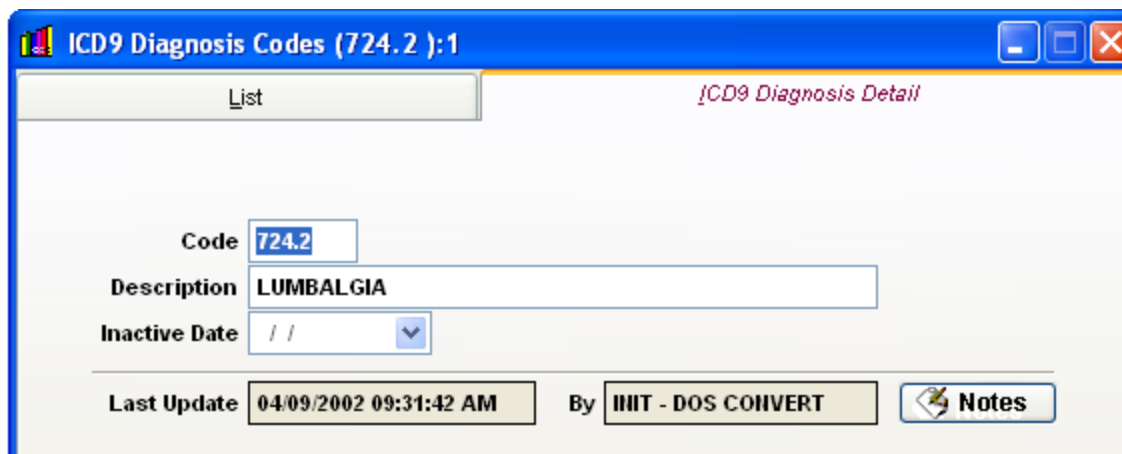
To add a new diagnosis, click the New  icon.



The screenshot shows a window titled "ICD9 Diagnosis Codes (756.13):1". It has two tabs: "List" (selected) and "ICD9 Diagnosis Detail". The "List" tab contains a table with the following data:

Description	Code
C INTERSEGMENTAL DYSFUNCTION	739.1
C1 SUBLUXATION	839.01
C2 SUBLUXATION	839.02
C3 SUBLUXATION	839.03
C4 SUBLUXATION	839.04
C5 SUBLUXATION	839.05
C6 SUBLUXATION	839.06
C7 SUBLUXATION	839.07
C8 RHEUMATOID (JOINT)	842.11

Please refer to the current year's ICD manual for a complete list of valid codes and explanations. Your ClinicPro will include relevant diagnosis to your office's specialty.



The screenshot shows a window titled "ICD9 Diagnosis Codes (724.2):1". It has two tabs: "List" and "ICD9 Diagnosis Detail" (selected). The "ICD9 Diagnosis Detail" tab contains the following form fields:

Code:

Description:

Inactive Date:

Last Update: By:

Code

Input the code as it appears in the code book. "E" codes can be put in ignoring the decimal point. (Example: E832.0 will appear in this screen as E83.20 - that's okay! When information is transmitted the decimal isn't even included, so it will end up being E8320 either way.)

Description

Input a description of the Diagnosis code. The verbiage you put here is not transmitted in billing files, but will print on certain reports.

Inactive Date

Adding a date in this field will add the Diagnosis Code to your "inactive" list so you do not have to continuously scroll through codes you no longer utilize.